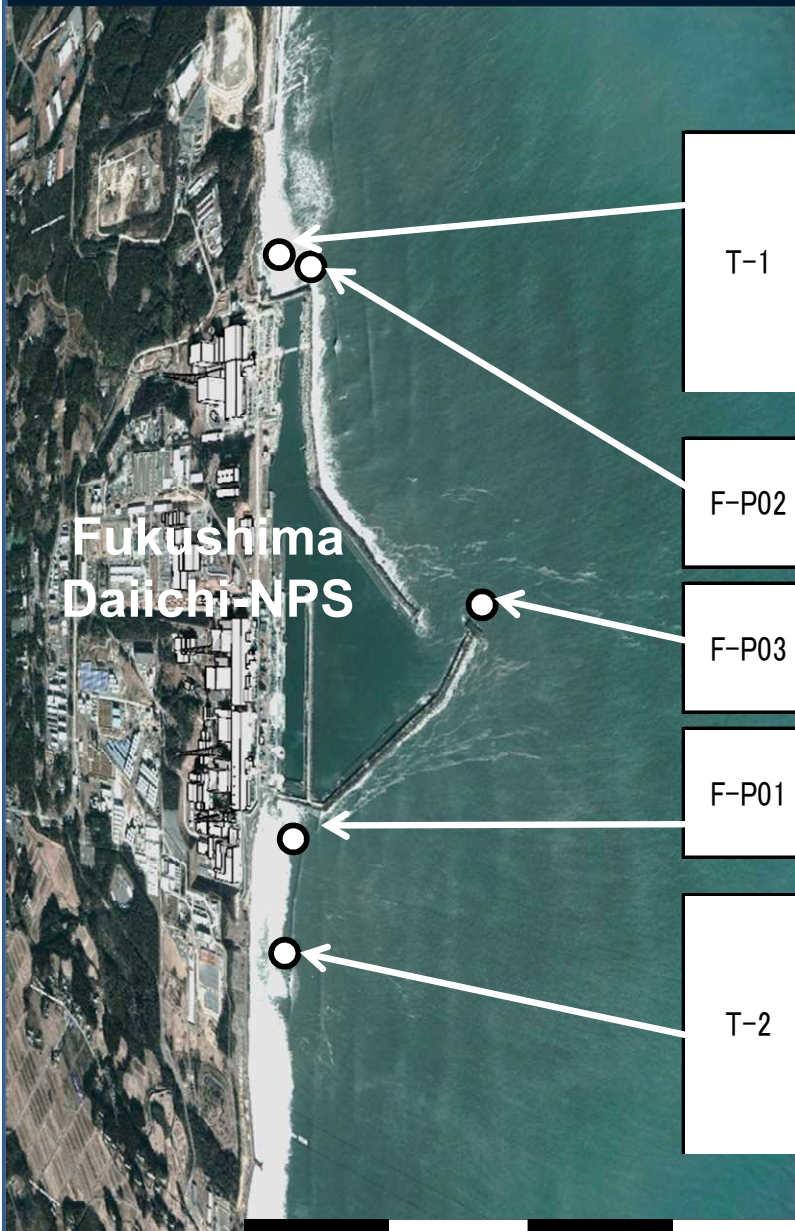


Sea Area Monitoring

January 25, 2017

Nuclear Regulation Authority (NRA), Japan

Sea area within 2km from the NPS (1)



Sampling point	Sampling Date	Cs-134	Cs-137	Gross β	H-3	Sr-90	Gross α	Pu-238	Pu-239+Pu-240
----------------	---------------	--------	--------	---------------	-----	-------	----------------	--------	---------------

Sea water radioactivity (Bq/L):

ND: Not detected; Numbers in parentheses: detection limits

*1: Gross β including K-40 *2: Gross β excluding K-40

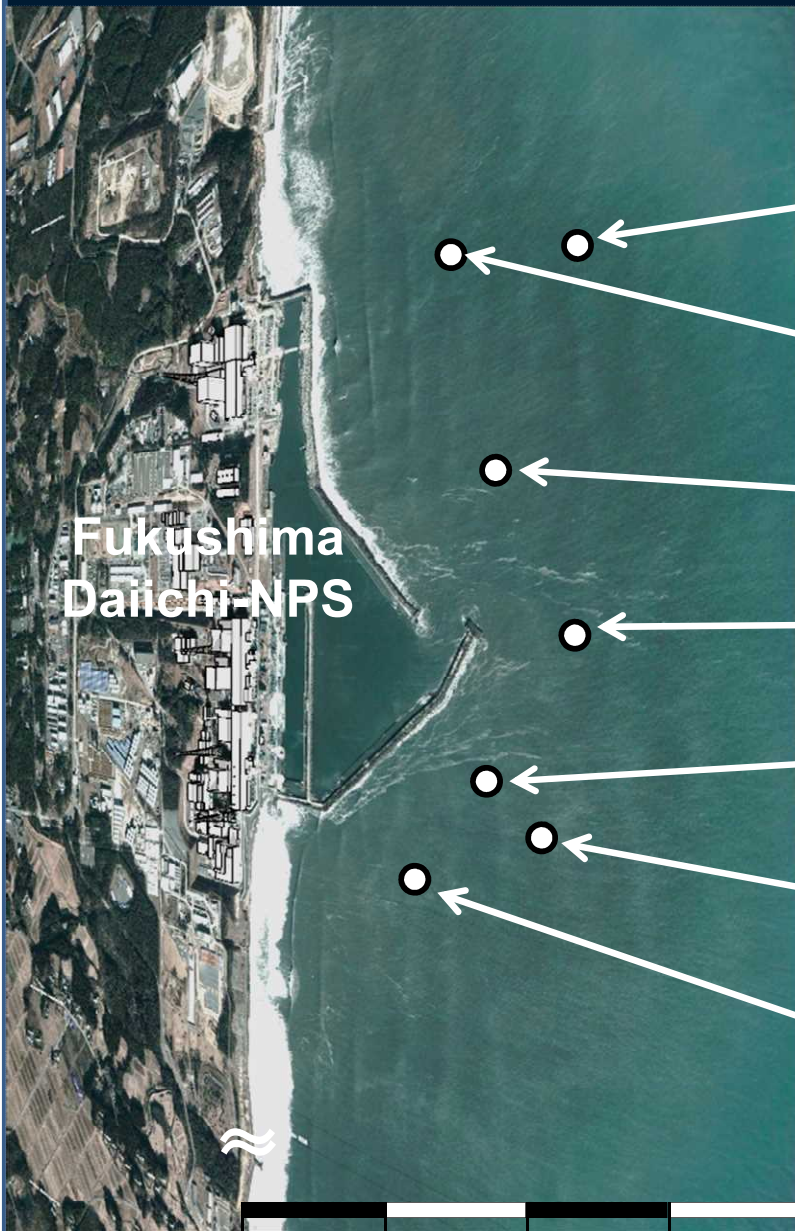
T-1	2016/12/26	ND(0.50)	ND(0.66)	13 ^{*1}	In progress				
	2016/12/19	ND(0.70)	ND(0.66)	12 ^{*1}	ND(1.6)				
	2016/12/12	ND(0.79)	ND(0.66)	10 ^{*1}	ND(1.6)				
	2016/12/5	ND(0.61)	ND(0.57)	12 ^{*1}	ND(1.6)				
	2016/11/28	ND(0.78)	ND(0.59)	11 ^{*1}	ND(1.6)				
	2016/10/3	ND(0.64)	ND(0.53)	13 ^{*1}	ND(1.7)	ND(0.0073)	ND(1.5)	ND(5.6×10^{-6})	(5.9 ± 1.8) $\times 10^{-6}$
F-P02	2016/11/15	ND(0.072)	0.14	0.02 ^{*2}	ND(0.43)	In progress		ND(8×10^{-6})	ND(1.0×10^{-5})
	2016/10/18	ND(0.047)	ND(0.047)	0.02 ^{*2}	ND(0.37)	0.0012		ND(8×10^{-6})	ND(8×10^{-6})
	2016/9/15	ND(0.069)	0.14	0.03 ^{*2}	ND(0.38)	0.011		ND(6×10^{-6})	ND(6×10^{-6})
F-P03	2016/11/15	ND(0.080)	0.32	0.03 ^{*2}	0.65	In progress		ND(6.0×10^{-6})	ND(8×10^{-6})
	2016/10/18	ND(0.069)	0.049	0.03 ^{*2}	ND(0.36)	0.0006		ND(7×10^{-6})	ND(7×10^{-6})
	2016/9/15	0.23	0.14	0.12 ^{*2}	0.55	0.087		ND(7×10^{-6})	ND(9×10^{-6})
F-P01	2016/11/15	ND(0.077)	0.11	0.02 ^{*2}	ND(0.43)	In progress		ND(8.0×10^{-6})	ND(1.1×10^{-5})
	2016/10/18	ND(0.059)	ND(0.053)	0.03 ^{*2}	ND(0.36)	0.0015		ND(6×10^{-6})	ND(6.0×10^{-6})
	2016/9/15	ND(0.064)	0.092	0.04 ^{*2}	ND(0.38)	0.006		ND(8×10^{-6})	ND(1.0×10^{-5})
T-2	2016/12/26	ND(0.50)	ND(0.63)	10 ^{*1}	In progress				
	2016/12/19	ND(0.68)	ND(0.68)	14 ^{*1}	1.7				
	2016/12/12	ND(0.68)	ND(0.58)	7.8 ^{*1}	ND(1.8)				
	2016/12/5	ND(0.46)	ND(0.58)	15 ^{*1}	ND(1.8)				
	2016/11/28	ND(0.65)	ND(0.68)	16 ^{*1}	ND(1.8)				
	2016/10/3	ND(0.77)	ND(0.58)	13 ^{*1}	ND(1.8)	0.0092	ND(1.9)	ND(6.0×10^{-6})	ND(5.5×10^{-6})

0

0.5

1km

Sea area within 2km from the NPS (2)



Fukushima Daiichi-NPS

Sampling point	Sampling Date	Cs-134	Cs-137	Gross β *	H-3	Sr-90
----------------	---------------	--------	--------	-----------------	-----	-------

Sea water radioactivity (Bq/L):

ND: Not detected; Numbers in parentheses: detection limits

*: Gross β including K-40

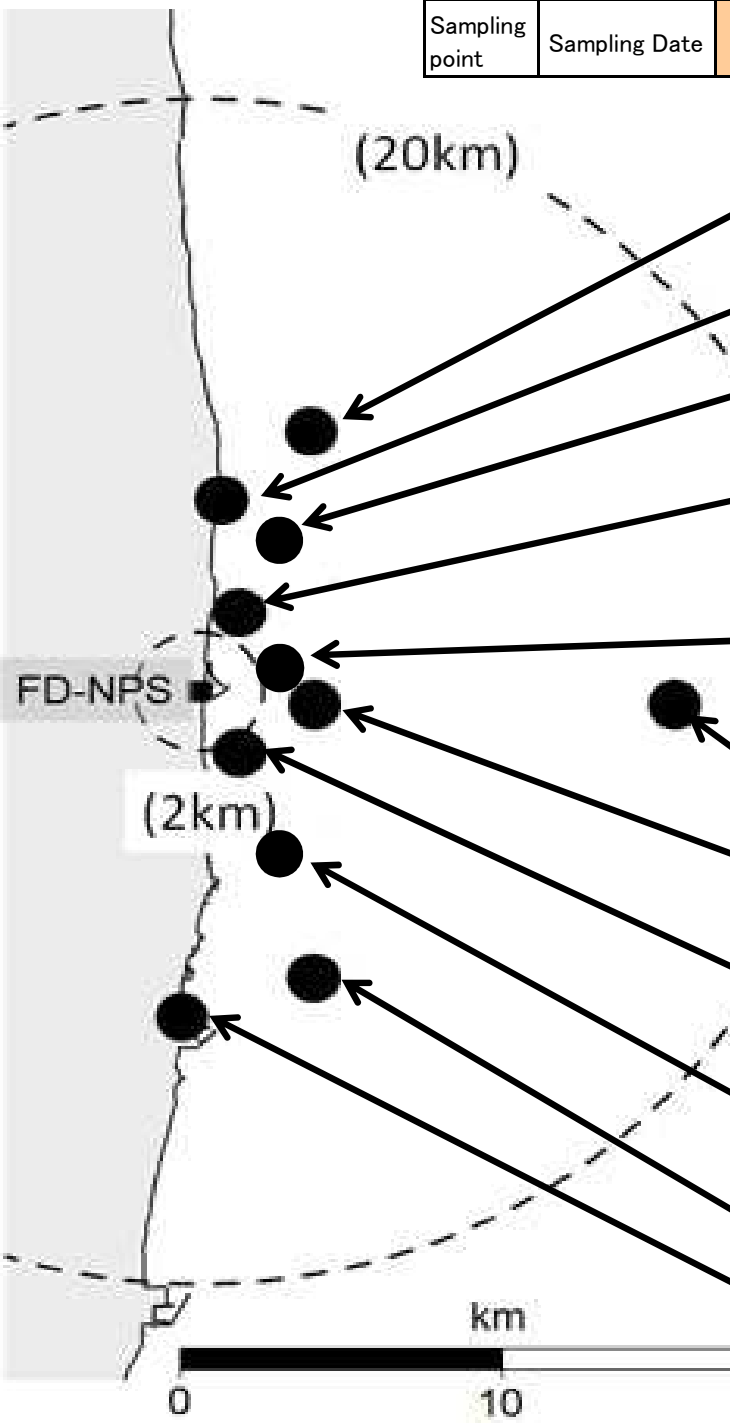
T-0-1A	2016/12/26	ND(0.64)	ND(0.69)	ND(17)	In progress	
	2016/12/19	ND(0.68)	ND(0.81)	ND(17)	ND(1.7)	
	2016/12/12	ND(0.76)	ND(0.62)	ND(17)	ND(1.8)	
	2016/12/7	ND(0.63)	ND(0.64)	ND(17)	ND(1.6)	
	2016/11/28	ND(0.60)	ND(0.81)	ND(17)	ND(1.9)	
T-0-1	2016/12/26	ND(0.83)	ND(0.58)	ND(17)	In progress	
	2016/12/19	ND(0.74)	ND(0.63)	ND(17)	ND(1.7)	
	2016/12/12	ND(0.58)	ND(0.57)	ND(17)	ND(1.8)	
	2016/12/7	ND(0.55)	ND(0.66)	ND(17)	ND(1.6)	
	2016/11/28	ND(0.64)	ND(0.59)	ND(17)	ND(1.9)	
M-101	2016/10/5	0.0020	0.014		0.081	In progress
	2016/9/7	0.011	0.070		0.11	In progress
	2016/8/4	0.0022	0.012		0.11	0.0010
	2016/7/13	0.0025	0.017		0.13	0.0011
T-0-2	2016/12/26	ND(0.67)	ND(0.52)	ND(17)	In progress	
	2016/12/19	ND(0.87)	ND(0.73)	ND(17)	ND(1.7)	
	2016/12/12	ND(0.58)	ND(0.69)	ND(17)	ND(1.8)	
	2016/12/7	ND(0.61)	ND(0.72)	ND(17)	ND(1.6)	
	2016/11/28	ND(0.67)	ND(0.72)	ND(17)	ND(1.9)	
M-102	2016/10/7	0.0064	0.036		0.15	In progress
	2016/9/7	0.011	0.066		0.16	In progress
	2016/8/3	0.0014	0.011		0.10	0.0011
	2016/7/14	0.0012	0.0067		0.11	0.0011
T-0-3A	2016/12/26	ND(0.78)	ND(0.73)	ND(17)	In progress	
	2016/12/19	ND(0.78)	ND(0.70)	ND(17)	ND(1.7)	
	2016/12/12	ND(0.66)	ND(0.53)	ND(17)	ND(1.8)	
	2016/12/7	ND(0.64)	ND(0.50)	ND(17)	ND(1.6)	
	2016/11/28	ND(0.71)	ND(0.73)	ND(17)	ND(1.9)	
T-0-3	2016/12/26	ND(0.69)	ND(0.56)	ND(17)	In progress	
	2016/12/19	ND(0.73)	ND(0.58)	ND(17)	ND(1.7)	
	2016/12/12	ND(0.67)	ND(0.90)	ND(17)	ND(1.8)	
	2016/12/7	ND(0.75)	ND(0.71)	ND(17)	ND(1.6)	
	2016/11/28	ND(0.79)	ND(0.54)	ND(17)	ND(1.9)	

0 0.5 1km

Sea area between 2-20km from the NPS (1)

Sampling point	Sampling Date	Cs-134	Cs-137	Gross β	H-3	Sr-90	Gross α	Pu-238	Pu-239+240	S	S:2m below sea level
----------------	---------------	--------	--------	---------	-----	-------	---------	--------	------------	---	----------------------

Sea water radioactivity (Bq/L):
 ND: Not detected; Numbers in parentheses: detection limits
 *1: Gross β including K-40 *2: Gross β excluding K-40



T-D1	2016/11/15	0.0020	0.011	ND(17) ^{*1}	ND(0.36)						S
	2016/11/1	0.0015	0.0098	ND(18) ^{*1}	ND(0.36)	ND(0.0075)	ND(1.9)				S
	2016/10/3	0.0016	0.012	ND(16) ^{*1}	ND(0.36)	ND(0.0068)	ND(1.6)	ND(5.5 × 10 ⁻⁶)	ND(5.2 × 10 ⁻⁶)		S
T-6	2016/11/15	0.0072	0.043	ND(16) ^{*1}	ND(0.35)						S
	2016/11/1	0.0057	0.031	ND(17) ^{*1}	ND(0.31)						S
F-P06	2016/11/15	ND(0.053)	0.049	0.03 ^{*2}	ND(0.42)	In progress		ND(6 × 10 ⁻⁶)	ND(6 × 10 ⁻⁶)		S
	2016/10/18	ND(0.056)	ND(0.049)	0.03 ^{*2}	ND(0.36)	0.0010		ND(7 × 10 ⁻⁶)	ND(8 × 10 ⁻⁶)		S
	2016/9/15	ND(0.071)	ND(0.048)	0.03 ^{*2}	ND(0.40)	0.001		ND(7 × 10 ⁻⁶)	ND(8 × 10 ⁻⁶)		S
M-103	2016/10/5	0.0016	0.011		0.11	In progress					0.5m
	2016/9/8	0.0026	0.020		0.088	In progress					0.5m
	2016/8/4	0.00085	0.0074		0.11	0.0012					0.5m
	2016/7/13	0.0017	0.0077		0.12	0.00082					0.5m
F-P04	2016/11/15	ND(0.050)	0.066	0.02 ^{*2}	ND(0.42)	In progress		ND(8 × 10 ⁻⁶)	ND(9 × 10 ⁻⁶)		S
	2016/10/18	ND(0.066)	ND(0.045)	0.02 ^{*2}	ND(0.36)	0.0011		ND(7 × 10 ⁻⁶)	ND(8 × 10 ⁻⁶)		S
	2016/9/15	ND(0.054)	ND(0.047)	0.02 ^{*2}	ND(0.39)	0.002		ND(5 × 10 ⁻⁶)	ND(7 × 10 ⁻⁶)		S
T-5	2016/11/14	ND(0.0014)	0.0034	ND(17) ^{*1}	ND(0.32)						S
	2016/11/1	ND(0.0014)	0.0031	ND(18) ^{*1}	ND(0.36)	ND(0.0083)	ND(1.6)				S
	2016/10/4	ND(0.0014)	0.0058	ND(15) ^{*1}	ND(0.33)	ND(0.0078)	ND(1.6)	ND(5.3 × 10 ⁻⁶)	ND(5.2 × 10 ⁻⁶)		S
T-D5	2016/11/15	0.0024	0.018	ND(17) ^{*1}	ND(0.36)						S
	2016/11/1	0.0018	0.0099	ND(18) ^{*1}	ND(0.36)	ND(0.0074)	ND(1.9)				S
	2016/10/3	ND(0.0013)	0.0091	ND(16) ^{*1}	ND(0.36)	0.0098	ND(1.6)	ND(8.2 × 10 ⁻⁶)	ND(8.2 × 10 ⁻⁶)		S
M-104	2016/10/7	0.0021	0.012		0.10	In progress					0.5m
	2016/9/7	0.0047	0.031		0.11	In progress					0.5m
	2016/8/3	0.0010	0.0063		0.12	0.00093					0.5m
	2016/7/14	0.0014	0.0096		0.11	0.0015					0.5m
F-P05	2016/11/15	ND(0.054)	ND(0.047)	0.02 ^{*2}	ND(0.39)	In progress		ND(6 × 10 ⁻⁶)	6 × 10 ⁻⁶		S
	2016/10/18	ND(0.052)	ND(0.050)	0.02 ^{*2}	ND(0.36)	0.0006		ND(6 × 10 ⁻⁶)	ND(6 × 10 ⁻⁶)		S
	2016/9/15	ND(0.050)	0.054	0.03 ^{*2}	ND(0.39)	0.001		ND(8 × 10 ⁻⁶)	ND(7 × 10 ⁻⁶)		S
T-D9	2016/11/14	0.0016	0.011	ND(17) ^{*1}	ND(0.31)						S
	2016/11/1	ND(0.0012)	0.0080	ND(18) ^{*1}	ND(0.36)	ND(0.0076)	ND(1.6)				S
	2016/10/4	0.0015	0.0085	ND(15) ^{*1}	ND(0.33)	ND(0.0080)	ND(1.6)	ND(7.3 × 10 ⁻⁶)	ND(7.1 × 10 ⁻⁶)		S
T-3	2016/11/15	0.0070	0.043	ND(16) ^{*1}	ND(0.30)						S
	2016/11/1	0.0067	0.036	ND(17) ^{*1}	ND(0.31)						S

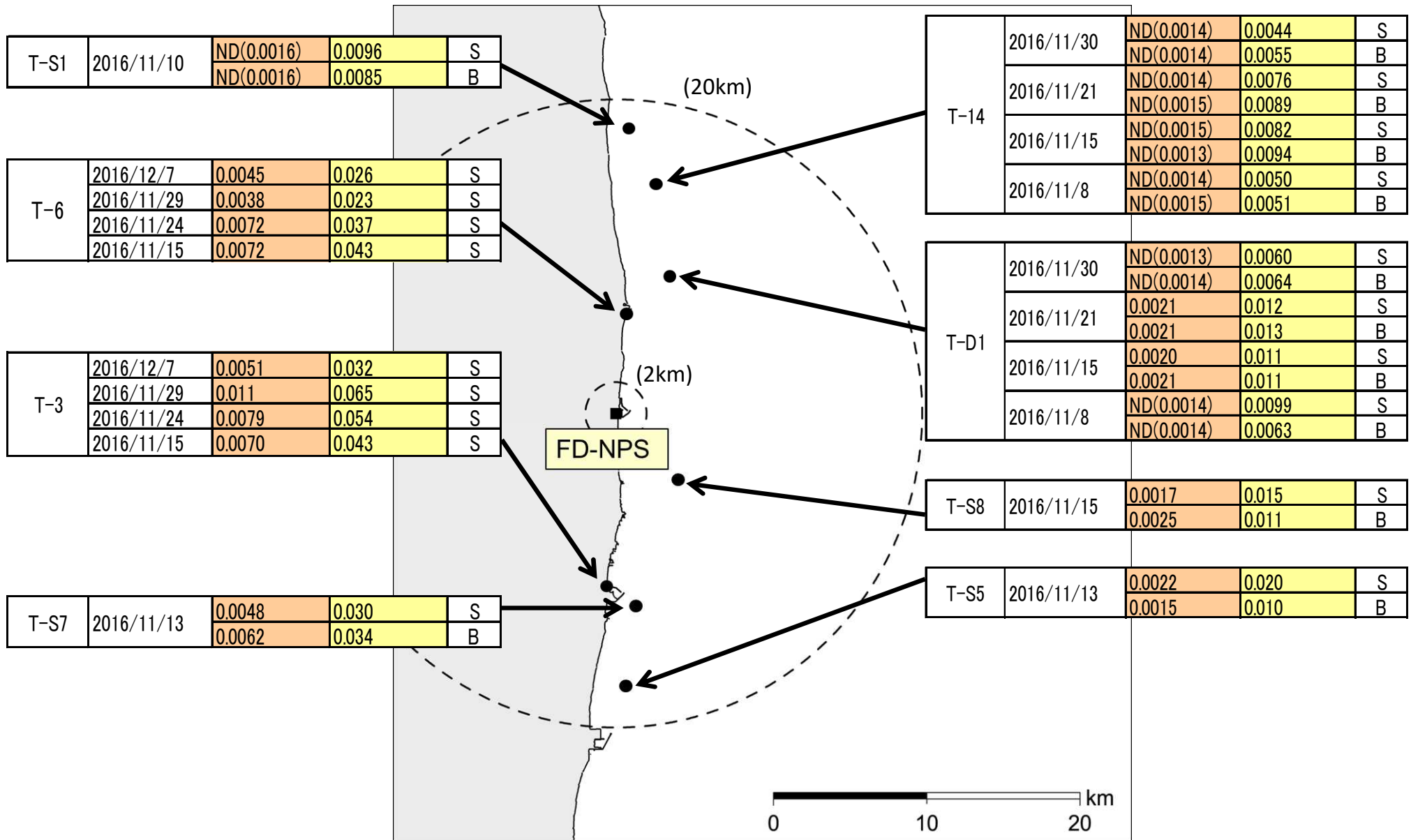
Sea area between 2-20km from the NPS (2)

Sampling point	Sampling Date	Cs-134	Cs-137	S/B
----------------	---------------	--------	--------	-----

S: 2m below sea level
 B: 2-3m above sea bottom

Sea water radioactivity (Bq/L):

ND: Not detected; Numbers in parentheses: detection limits



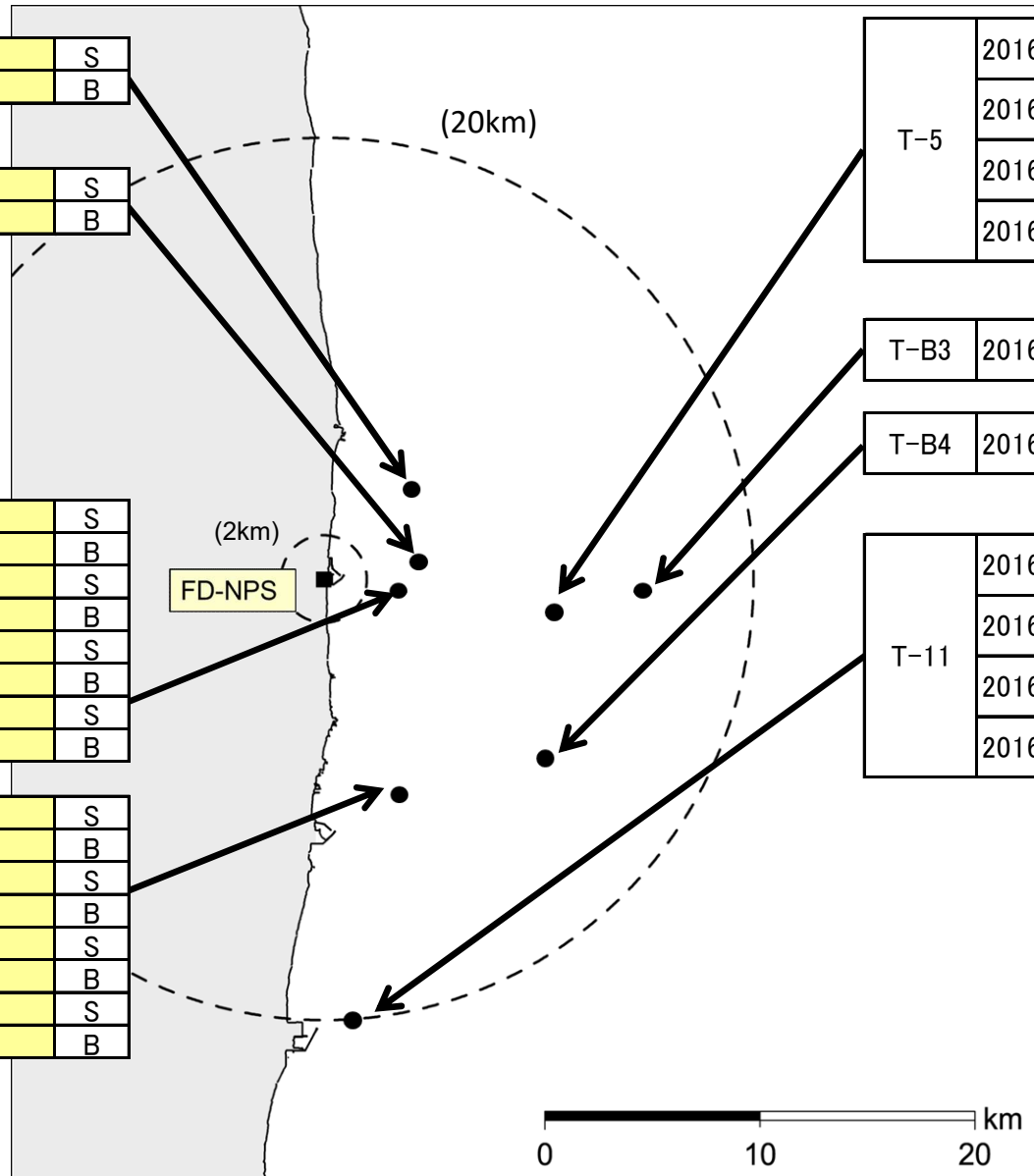
Sea area between 2-20km from the NPS (3)

Sampling point	Sampling Date	Cs-134	Cs-137	S/B
----------------	---------------	--------	--------	-----

S: 2m below sea level
 B: 2-3m above sea bottom

Sea water radioactivity (Bq/L):

ND: Not detected; Numbers in parentheses: detection limits



T-S3	2016/11/10	0.0015	0.0072	S
		ND(0.0015)	0.0077	B

T-S4	2016/11/10	ND(0.0014)	0.0077	S
		0.0016	0.0070	B

T-D5	2016/11/30	0.0015	0.0091	S
		ND(0.0014)	0.0082	B
	2016/11/21	ND(0.0014)	0.0097	S
		ND(0.0014)	0.010	B
	2016/11/15	0.0024	0.018	S
		0.0024	0.016	B
	2016/11/8	0.0027	0.015	S
		ND(0.0014)	0.0085	B

T-D9	2016/11/30	0.0016	0.011	S
		ND(0.0014)	0.0087	B
	2016/11/21	ND(0.0014)	0.0086	S
		ND(0.0014)	0.0089	B
	2016/11/14	0.0016	0.011	S
		ND(0.0014)	0.0088	B
	2016/11/8	ND(0.0011)	0.0058	S
		ND(0.0011)	0.0061	B

T-5	2016/11/30	ND(0.0014)	0.0041	S
		ND(0.0014)	0.0041	B
	2016/11/25	ND(0.0014)	0.0028	S
		ND(0.0014)	0.0023	B
	2016/11/14	ND(0.0014)	0.0034	S
		ND(0.0011)	0.0033	B
	2016/11/8	ND(0.0014)	0.0041	S
		ND(0.0014)	0.0044	B

T-B3	2016/11/7	ND(0.0014)	0.0040	S
		ND(0.0014)	0.0044	B

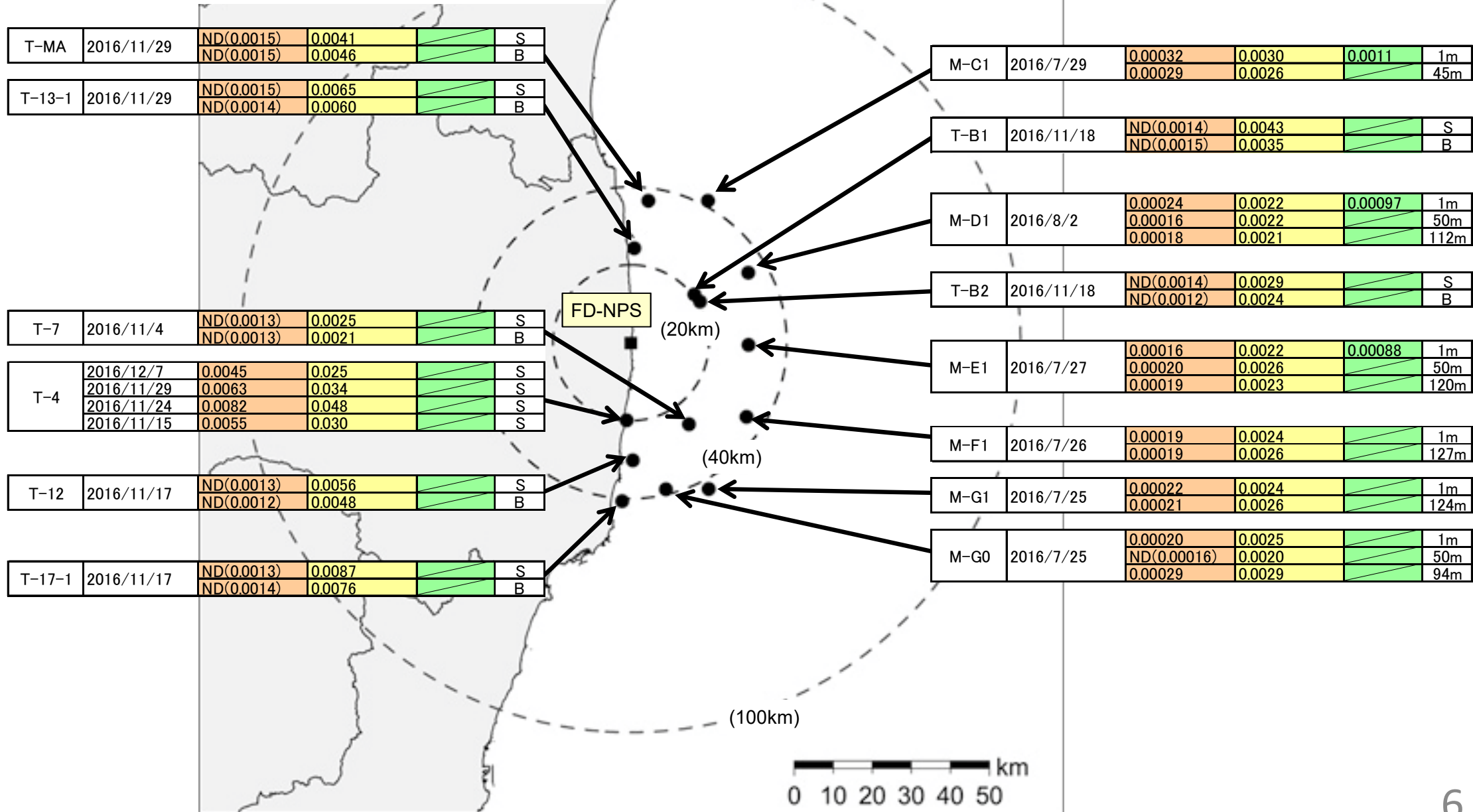
T-B4	2016/11/7	ND(0.0012)	0.0037	S
		ND(0.0013)	0.0043	B

T-11	2016/11/30	0.0022	0.013	S
		0.0015	0.013	B
	2016/11/21	0.0021	0.018	S
		0.0020	0.019	B
	2016/11/14	0.0014	0.010	S
		ND(0.0013)	0.0081	B
	2016/11/8	0.0027	0.014	S
		0.0018	0.014	B

Sea area between 20-100km from the NPS(1)

Sampling point	Sampling Date	Cs-134	Cs-137	Sr-90	S/B	S:2m below sea level	B:2-3m above sea bottom
					Depth(m) from sea level		

Sea water radioactivity (Bq/L):
 ND: Not detected; Numbers in parentheses: detection limits



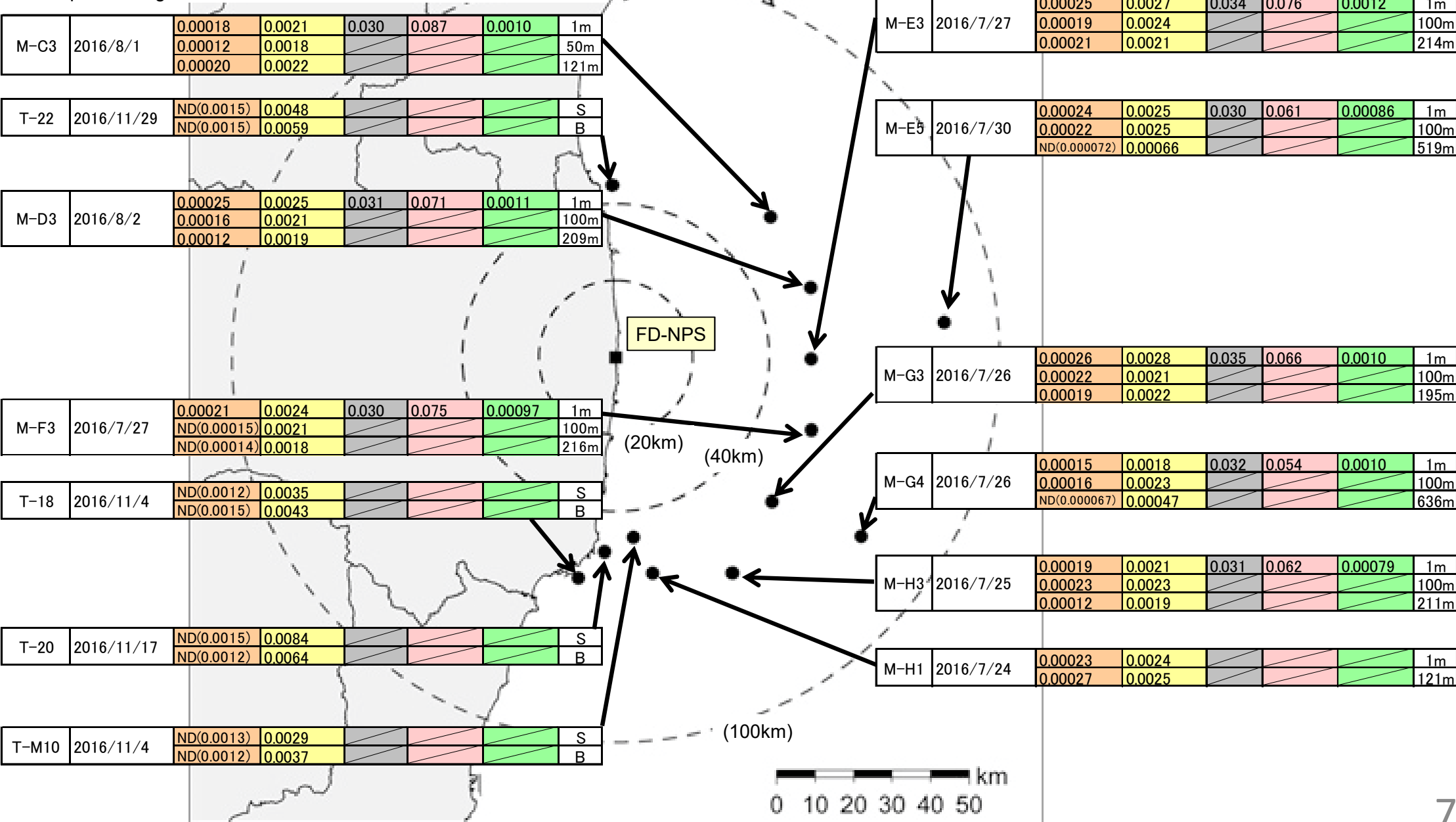
Sea area between 20-100km from the NPS(2)

Sampling point	Sampling Date	Cs-134	Cs-137	Gross β *	H-3	Sr-90	S/B	S: 2m below sea level B: 2-3m above sea bottom
----------------	---------------	--------	--------	-----------	-----	-------	-----	--

Sea water radioactivity (Bq/L):

-ND: Not detected; Numbers in parentheses: detection limits

*Gross β excluding K-40

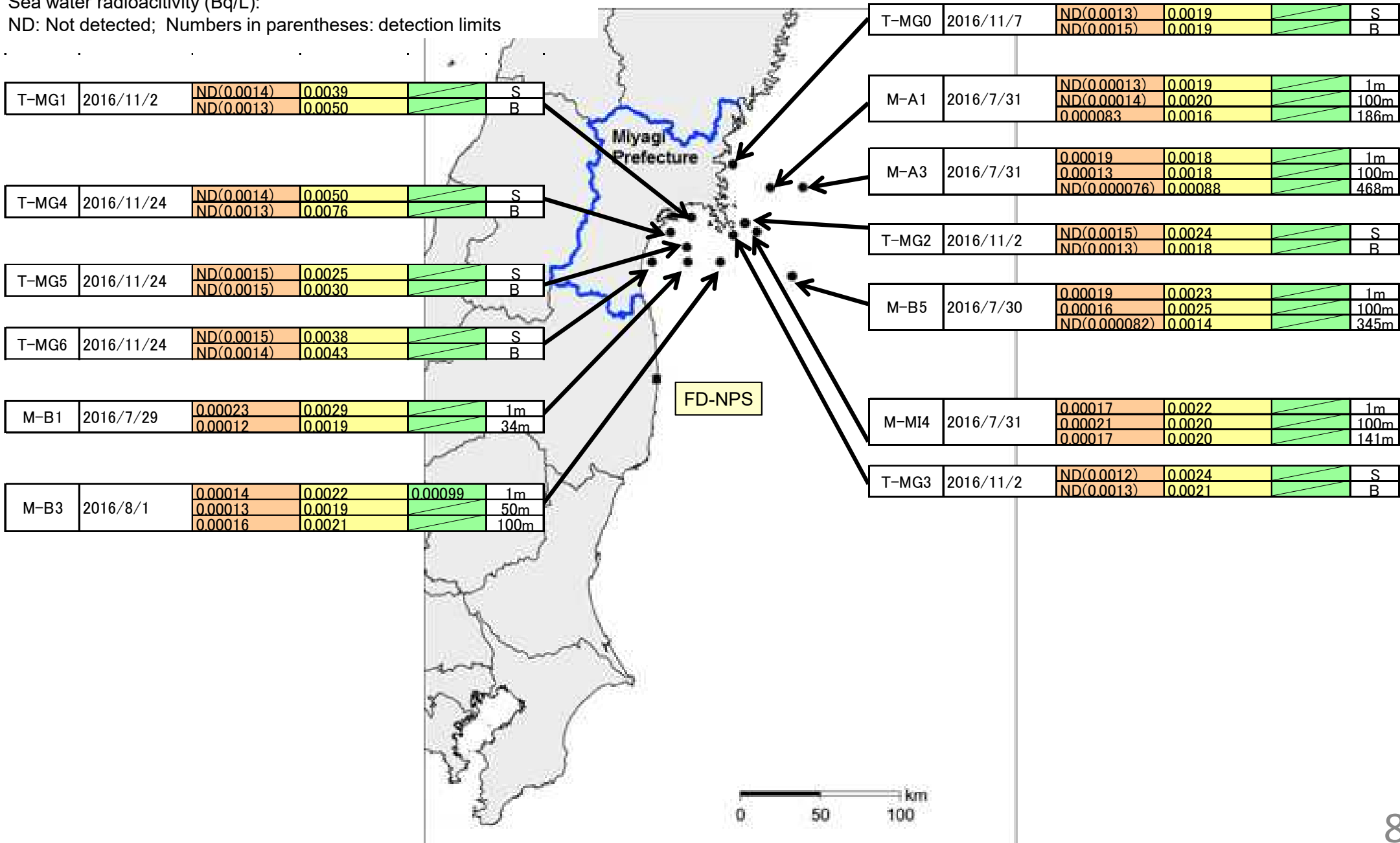


Sea area along and off the coast of Miyagi Prefecture

Sampling point	Sampling Date	Cs-134	Cs-137	Sr-90	S/B	S:2m below sea level	B:2-3m above sea bottom
					Depth(m) from sea level		

Sea water radioactivity (Bq/L):

ND: Not detected; Numbers in parentheses: detection limits

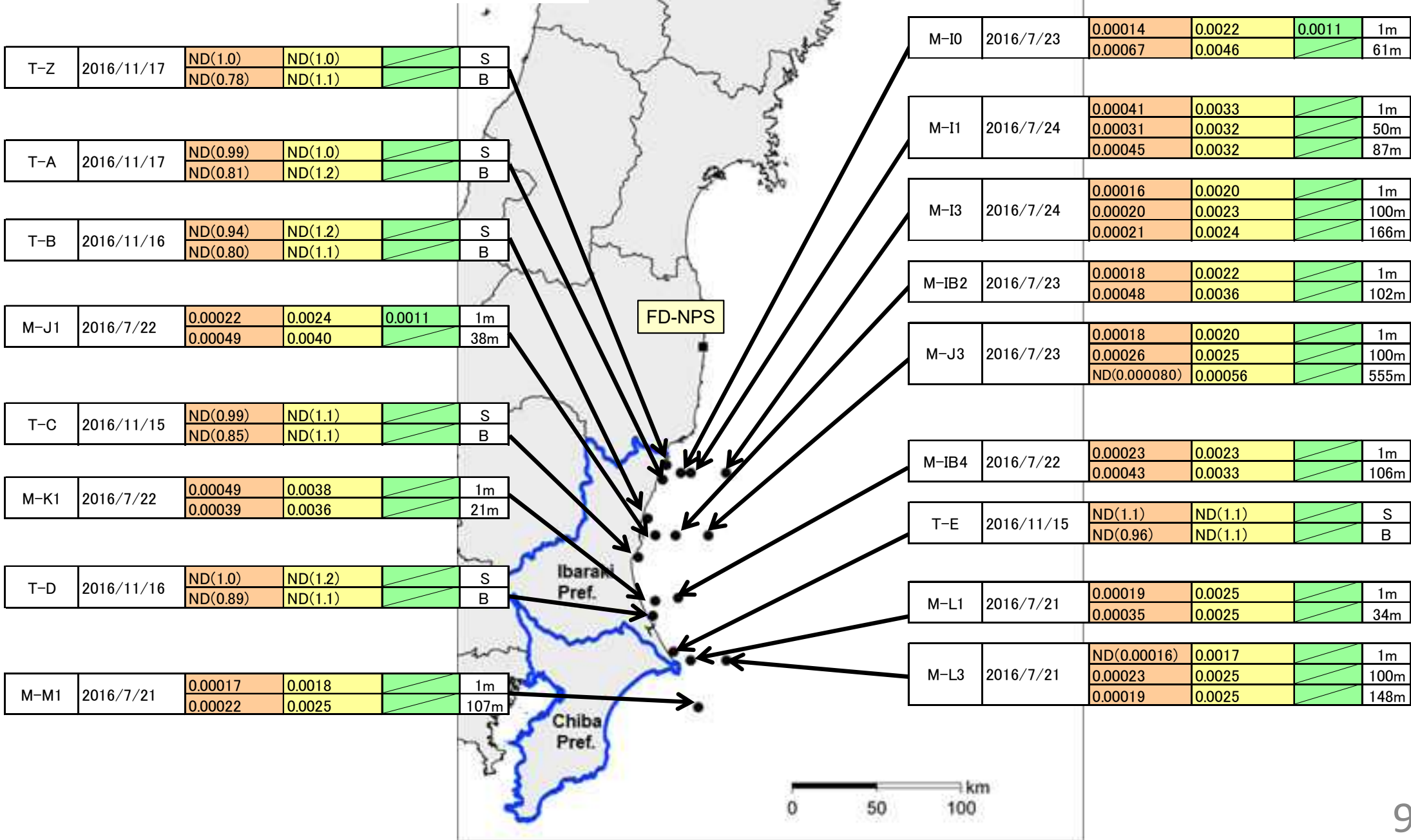


Sea area along and off the coast of Ibaraki Pref. and Chiba Pref.

Sampling point	Sampling Date	Cs-134	Cs-137	Sr-90	S/B	S:2m below sea level	B:2-3m above sea bottom
					Depth(m) from sea level		

Sea water radioactivity (Bq/L):

ND: Not detected; Numbers in parentheses: detection limits



Open sea off the coast of Eastern Japan

Sampling point	Sampling Date	Cs-134	Cs-137	Depth(m) from sea level
----------------	---------------	--------	--------	-------------------------

Sea water radioactivity (Bq/L):

ND: Not detected; Numbers in parentheses: detection limits

M-10	2016/6/9	ND(0.00064)	0.0022	1m
		ND(0.00069)	0.0026	100m
		ND(0.00063)	0.0020	200m
		ND(0.00062)	0.0018	300m
		ND(0.00064)	0.0011	500m

M-14	2016/6/7	ND(0.00058)	0.0022	1m
		ND(0.00060)	0.0028	100m
		ND(0.00056)	0.0024	200m
		ND(0.00060)	0.0020	300m
		ND(0.00062)	0.00084	500m

M-19	2016/6/4	ND(0.00068)	0.0026	1m
		ND(0.00068)	0.0028	100m
		ND(0.00067)	0.0025	200m
		ND(0.00070)	0.0019	300m
		ND(0.00072)	0.00084	500m

M-20	2016/6/7	ND(0.00065)	0.0023	1m
		ND(0.00064)	0.0026	100m
		ND(0.00068)	0.0021	199m
		ND(0.00060)	0.0019	301m
		ND(0.00063)	0.0010	500m

M-25	2015/6/5	ND(0.00060)	0.0016	1m
		ND(0.00056)	0.0023	100m
		ND(0.00069)	0.0034	200m
		ND(0.00063)	0.0034	300m
		ND(0.00062)	0.0021	500m

M-11	2016/6/8	ND(0.00064)	0.0026	1m
		ND(0.00072)	0.0027	100m
		ND(0.00065)	0.0020	200m
		ND(0.00064)	0.0014	300m
		ND(0.00072)	0.00092	500m

M-15	2016/6/8	ND(0.00058)	0.0020	1m
		ND(0.00062)	0.0027	100m
		ND(0.00070)	0.0035	200m
		ND(0.00063)	0.0031	300m
		ND(0.00059)	0.0012	500m

M-21	2016/6/6	ND(0.00059)	0.0022	1m
		ND(0.00060)	0.0025	100m
		ND(0.00062)	0.0023	200m
		ND(0.00064)	0.0015	300m
		ND(0.00063)	0.00090	501m

M-26	2016/6/5	ND(0.00060)	0.0017	1m
		ND(0.00058)	0.0025	99m
		ND(0.00066)	0.0028	200m
		ND(0.00056)	0.0037	301m
		ND(0.00064)	0.0021	500m

M-27	2016/6/6	ND(0.00056)	0.0026	1m
		ND(0.00056)	0.0032	100m
		ND(0.00055)	0.0022	200m
		ND(0.00055)	0.0022	300m
		ND(0.00057)	0.0011	500m

